



### District Report Card: 2017


<b>State:</b> Odisha	<b>District:</b> Jharsuguda
<b>Class:</b> 3	<b>Subject:</b> Language
<b>Schools:</b> 8	<b>Students:</b> 137


### Participation/Coverage


#### Students

<b>GENDER</b> 	Boys		Girls	
	Number	%	Number	%
	71	51.82	66	48.18

<b>AREA</b> 	Rural		Urban	
	Number	%	Number	%
	118	86.13	19	13.87

<b>CATEGORY</b> 	SC		ST		OBC		GEN	
	Number	%	Number	%	Number	%	Number	%
	29	21.17	92	67.15	13	9.49	3	2.19

<b>CWSN</b> 	LD	VI	HI	S&LD	ID	Oth
	0	0	0	1	2	2

<b>Management</b> 	Government		Government-aided	
	Number	%	Number	%
	137	100.00	0	0.00

### Average Performance of Students in Language (%)

Overall	Gender		Area		Management		Social Group			
	Male	Female	Rural	Urban	Govt.	Aided	SC	ST	OBC	GEN
61.27	57.84	64.95	63.90	44.91	61.27	0.00	61.15	61.30	62.05	57.78

## Performance on Learning Outcomes (LOs)

Learning Outcomes	Description	Average Performance(%)
L304	Reads small texts with comprehension i.e., identifies main ideas, details, sequence and draws conclusions	62.85
L312	Reads printed scripts on the classroom walls: poems, posters, charts etc.	58.10

Range of Performance of Students who Answered Correctly							
Below 30%		30% - 50%		50% - 75%		Above 75%	
Number	%	Number	%	Number	%	Number	%
9	6.57	28	20.44	64	46.72	36	26.28

### Lowest Performing Learning Outcomes (LOs)

1 - Reads printed scripts on the classroom walls: poems, posters, charts etc. (58.10)

2 - Reads small texts with comprehension i.e., identifies main ideas, details, sequence and draws conclusions (62.85)